



Steel Hi-Side Boxes

ADJUSTABLE CABLE LOCATIONS -
One for 90° opening and another for a slightly greater than 90° opening, and a third (by unbolting the cable) for full swing down.



BRITTE WHITE FINISH INSIDE AND OUT

FULL LENGTH ALUMINUM PIANO HINGE

ANGLE BODY DESIGN


RECTANGULAR GUTTER DESIGN

BRUSHED STAINLESS STEEL PADDLE HANDLE WITH FULL RUBBER GASKET TO SEAL AGAINST THE DOOR


Model 264-3

POWDER COATED ALUMINUM DOOR

AIRCRAFT-TYPE CABLE WITH SWEDGED FITTINGS



RECTANGULAR RAIN GUTTER DESIGN ADDS EXTRA STRENGTH ALONG THE FULL LENGTH OF THE BOX AS WELL AS EXTRA WEATHER PROTECTION TO THE TOP OF THE DOORS



UNIQUE ANGLE DESIGN ADDS STRENGTH TO THE FULL LENGTH OF THE CABINET AND ALLOWS THE DOOR TO SWING ALL THE WAY DOWN WHEN THE CABLE IS REMOVED



EXCLUSIVE INNER ARC WELD CONSTRUCTION ON ALL SEAMS FOR MAXIMUM STRENGTH AND DURABILITY

FINISH GRINDING DOES NOT DIMINISH THE INTEGRITY OF THE WELD



UNIQUE DESIGN ROTARY STYLE TWO-POSITION LATCH PREVENTS THE DOOR FROM INADVERTENTLY OPENING

EXCLUSIVE FEATURES & BENEFITS

- Designed to carry more tools by freeing up the storage space in a cargo bed.
- High profile boxes mount on the side rails of a pickup.
- Features a blend of steel and aluminum; 14 gauge steel end panels and door posts, 17 gauge steel tops, backs and bottoms and .100 thick aluminum doors and reinforcing channels.
- Aluminum doors swing down for easy access and a full view of the contents-can be adjusted to 3 positions.
- Smooth-action brushed stainless steel paddle handles have a rotary style latch.
- Flanged design aluminum doors feature a full length aluminum piano hinge to eliminate unsightly rust and a full length reinforcing channel for maximum rigidity.
- Door flanges mesh with the weather stripping in the cabinet for a positive weather seal.
- Unique, rotary style latch prevents the door from falling open inadvertently.
- Mounting legs are made of 1/4" bar stock and provide sturdy mounting.
- Rain gutter design is fully weather stripped and provides a positive seal against the weather.
- Coated with WG-Ti™ BRITTE WHITE Finish, inside and out, for a durable finish.
- Select Hi-Side Boxes are available in BLACK ARMOR-TUF Powder Coating.


See page 26 for models to fit full size and mini pickup trucks.

ALUMINUM Hi-Side Boxes

EXCLUSIVE FEATURES & BENEFITS

- Designed with extensive reinforcing throughout.
- Made of .063 thick diamond plate aluminum with doors made of heavy .100 thick diamond plate aluminum.
- Fully arc-welded seams make these boxes not only rust resistant but durable enough for the toughest job.
- All-aluminum doors feature a welded-on reinforcing channel to make the door more rigid and assure that the weather seal keeps tools and equipment dry.
- Brushed stainless steel paddle handle, with rotary style latch mechanism features a two position latch that prevents the door from inadvertently opening.
- Opened door is supported by aircraft-type cables with swedged fittings which can be removed to allow for a fully open swing down position.
- Finished with ARMOR-TUF Clear Coat or BLACK ARMOR-TUF Powder Coat.
- Offers a full view of the contents.
- Door cable easily adjusts to three positions.
- Mounting legs are made of 1/4" bar stock and provide sturdy mounting.
- Full weather stripping provides a positive seal against the weather.

See page 27 for models to fit full size and mini pickup trucks.



ARMOR-TUF
Clear Coat

or


BLACK
ARMOR-TUF
POWDER COATING

DOORS HAVE STRONG STEEL AIRCRAFT-TYPE CABLE SUPPORTS WHICH CAN BE REMOVED FOR A FULL DROP DOWN POSITION

THE ALUMINUM HI-SIDE BOXES ARE ALL COATED WITH THE ARMOR-TUF CLEAR COAT FINISH OR THE BLACK ARMOR-TUF POWDER COATING TO PROVIDE A LONG LASTING FINISH.



UNIQUE DESIGN ROTARY STYLE TWO-POSITION SAFETY LATCH PREVENTS THE DOOR FROM ACCIDENTALLY OPENING



REINFORCING CHANNEL ON ALUMINUM DOOR INSURES ITS DURABILITY

ADJUSTABLE CABLE LOCATIONS - One for 90° opening and another for a slightly greater than 90° opening, and a third (by unbolting the cable) for full swing down.


FULL LENGTH ALUMINUM STAKED PIANO HINGE

BODY CONSTRUCTED OF DIAMOND PLATE ALUMINUM

BRUSHED STAINLESS STEEL PADDLE HANDLE WITH FULL RUBBER GASKET TO SEAL AGAINST THE DOOR

ARMOR-TUF
Clear Coat

ARMOR-TUF
CLEAR COAT
FINISH



DOOR ALLOWS FOR FULL SWING DOWN POSITION WITH CABLES DISCONNECTED

Model 364

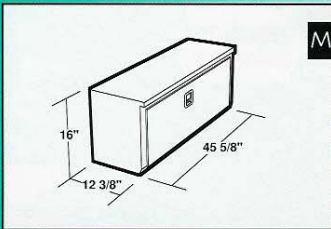
AIRCRAFT-TYPE
CABLE WITH
SWEDGED
FITTINGS

Lightweight With Proven Durability!

weather guard



Steel Hi-Side Boxes



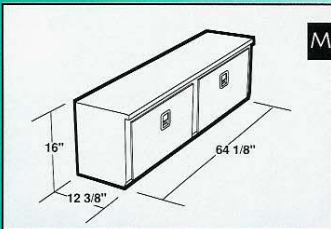
Model 246-3 (white)

Door Opening Measures:
11.5"H x 42"W

Cu. Ft...5.16
Ship Wt...72 Lbs.



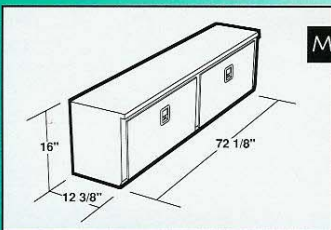
Model 296-3 Hi-Side Boxes on a full size Dodge pickup.



Model 264-3 (white)

Door Opening Measures:
11.5"H x 26.25"W

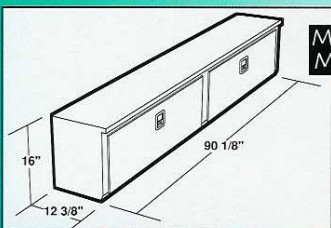
Cu. Ft...7.26
Ship Wt...96 Lbs.



Model 272-3 (white)

Door Opening Measures:
11.5"H x 32.75"W

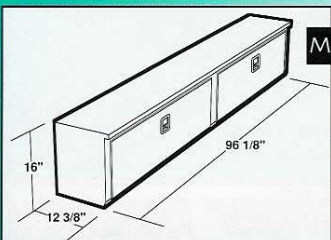
Cu. Ft...8.16
Ship Wt...107 Lbs.



**Model 290-3 (white)
Model 290-5 (black)**

Door Opening Measures:
11.5"H x 42"W

Cu. Ft...10.21
Ship Wt...126 Lbs.



Model 296-3 (white)

Door Opening Measures:
11.5"H x 42"W

Cu. Ft...10.89
Ship Wt...133 Lbs.

EXCLUSIVE FEATURES & BENEFITS

- Designed to carry more tools by freeing up the storage space in a cargo bed.
- High profile boxes mount on the side rails of a pickup.
- Features a blend of steel and aluminum; 14 gauge steel end panels and door posts, 17 gauge steel tops, backs and bottoms and .100 thick aluminum doors and reinforcing channels.
- Aluminum doors swing down for easy access and a full view of the contents-can be adjusted to 3 positions.
- Smooth-action brushed stainless steel paddle handles have a rotary style latch.
- Flanged design aluminum doors feature a full length aluminum piano hinge to eliminate unsightly rust and a full length reinforcing channel for maximum rigidity.
- Door flanges mesh with the weather stripping in the cabinet for a positive weather seal.
- Unique, rotary style latch prevents the door from falling open inadvertently.
- Mounting legs are made of 1/4" bar stock and provide sturdy mounting.
- Rain gutter design is fully weather stripped and provides a positive seal against the weather.
- Coated with WG-Ti™ BRITE WHITE Finish, inside and out, for a durable finish.
- Select Hi-Side Boxes are available in BLACK ARMOR-TUF Powder Coat.

FOR FULL SIZE & MINI PICKUPS

Photo shows end mounting of the 1/4" thick steel support leg for the Hi-Side and Super-Side Boxes.




Model 200-3 Parts Cabinet in a Model 296-3 Hi-Side Box.

See page 35 for accessories to fit Hi-Side Boxes.

ALUMINUM Hi-Side Boxes



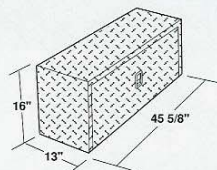
Photo shows end mounting of the 1/4" thick steel support leg for the Hi-Side and Super-Side Boxes.



Model 346 (clear)
Model 346-5 (black)

Door Opening Measures:
11.5"H x 40.75"W

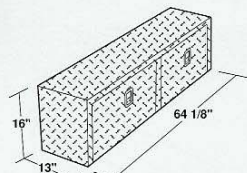
Cu. Ft...5.3
Ship Wt...45 Lbs.



Model 364 (clear)
Model 364-5 (black)

Door Opening Measures:
11.5"H x 25.5"W

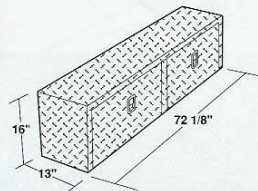
Cu. Ft...7.6
Ship Wt...58 Lbs.



Model 372 (clear)
Model 372-5 (black)

Door Opening Measures:
11.5"H x 32"W

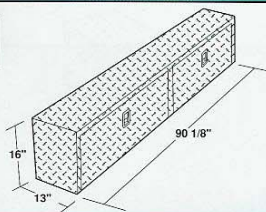
Cu. Ft...8.7
Ship Wt...64 Lbs.



Model 390 (clear)
Model 390-5 (black)

Door Opening Measures:
11.5"H x 40.75"W

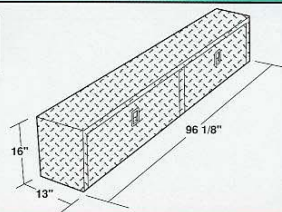
Cu. Ft...10.8
Ship Wt...72 Lbs.



Model 396 (clear)
Model 396-5 (black)

Door Opening Measures:
11.5"H x 40.75"W

Cu. Ft...11.5
Ship Wt...80 Lbs.



EXCLUSIVE FEATURES & BENEFITS

- Designed with extensive reinforcing throughout.
- Made of .063 thick diamond plate aluminum with doors made of heavy .100 thick diamond plate aluminum.
- Fully arc-welded seams make these boxes not only rust resistant but durable enough for the toughest job.
- Doors feature a welded-on reinforcing channel to make the door more rigid and assure that the weather seal keeps tools and equipment dry.
- Brushed stainless steel paddle handle, with rotary style latch mechanism features a two position latch that prevents the door from inadvertently opening.
- Opened door is supported by aircraft-type cables with swedged fittings which can be removed to allow for a fully open swing down position.
- Finished with ARMOR-TUF Clear Coat or BLACK ARMOR-TUF Powder Coat.
- Offers a full view of the contents.
- All-aluminum doors drop down for easy access.
- Door cable easily adjusts to three positions.
- Mounting legs are made of 1/4" bar stock and provide sturdy mounting.
- Full weather stripping provides a positive seal against the weather.

FOR FULL SIZE & MINI PICKUPS



Model 396-5 Aluminum Hi-Side Boxes on a full size Ford pickup. Hi-Side door has cables attached.



Authorized Dealer:

www.AZtruck.com